

502 2 Section Plinth

Robust Two Section couch ideally suited for continuous use in areas such as outpatient departments, gp surgeries, colleges, private clinics etc.

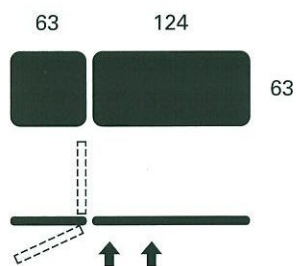
Features: unique lifetime guarantee, easy operation, hoist accessible, low running costs, high density fire retardant foam, hardwearing anti-microbial vinyl, able to lift 225kg from its lowest height, full choice of accessories and colours.

502 DIMENSIONS

Length: 188 cm (74")
 Width: 63 cm (25")
 Height: 46 cm (18") approx
 to 95 cm (37") approx

502 Electric
 502 Hydraulic

Model shown with optional breathing hole.
 Please specify motorised back rest or other optional extras if required



-  225kg SAFE WORKING LOAD
-  ANTI MICROBIAL VINYL
-  LEASING AVAILABLE
-  TWO MAN DELIVERY/ INSTALLATION

Call +44 (0) 1449 767 887

503 3 Section Plinth

Very popular and versatile three-section couch, firm and stable providing the ideal base for general treatment techniques through to heavy manipulation. Commonly used in areas such as physiotherapy, gp surgeries, alternative therapies, private clinics etc. A wide range of accessories can be fitted to expand the versatility of this couch.

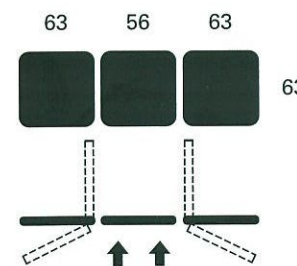
Features: unique lifetime guarantee, easy operation, hoist accessible, low running costs, high density fire retardant foam, hardwearing anti-microbial vinyl, able to lift 225kg from its lowest height, full choice of accessories and colours.





503 DIMENSIONS

Length: 185 cm (73")
 Width: 63 cm (25")
 Height: 46 cm (18") approx
 to 95 cm (37") approx

503 Electric
 503 Hydraulic

Model shown with optional breathing hole.
 Please specify motorised back rest or other optional extras if required



-  225kg SAFE WORKING LOAD
-  ANTI MICROBIAL VINYL
-  LEASING AVAILABLE
-  TWO MAN DELIVERY/ INSTALLATION

Plinth | 2000